

# Comprehensive Review and Analysis

---

Assisting Councils on Developmental Disabilities

2010 ADD Technical Assistance Institute



## Presenters

---

- ❑ Sara Newell, Program Specialist, ADD
- ❑ Alicia Cone, Director, Grant Program,  
Tennessee Council on Developmental  
Disabilities
- ❑ Andrea Pena, Executive Director, North  
Dakota Council on Developmental  
Disabilities



## What does the Act say?

---

- **Comprehensive Review and Analysis**  
**Section 124 (c)(3)(C)**
  
- **State Plan Development Resource,**
  - pp 14-19


Helpful hint: Participate in TA provided by ADD staff and/or utilize ITACC services



## Section 124 (c)(3)(C)

---

- The DD Act requires Councils to conduct a comprehensive review and analysis of the extent to which:
  - services, supports and other assistance are available to individuals with developmental disabilities and their families, and
  - the extent of unmet needs for services, supports and other assistance for those individuals and their families in the State



## Section 124 (c)(3)(C)(I – viii)

---


- ❑ The review and analysis should describe some of the unmet needs for services, specifically within federally assisted State programs
- ❑ The listing of programs to include is found in the DD Act, or pp 15-16 of the State Plan Development Resource



## Goal of review

---

- ❑ The review should allow for a process that reveals needs related to the areas of emphasis in the DD Act.
- ❑ The comprehensive review and analysis will help the Council understand the current state of services and supports for people and their families and identify gaps in services.



## Section 124 (c)(3)(C,D,E)

---

- Determine un-served and under-served populations (C)(iii)
- Collaboration with DD Network partners (P&A and UCEDD) (D)
- Rationale for the goals related to advocacy, capacity building and systems change (E)



## Getting started

---

- Review the current Council 5 year plan
  - Can you update and build upon the existing comprehensive review and analysis?
  - Review other Council 5-year plans – what types of content have other Councils included in their comprehensive review & analysis?



## Getting started, continued

---

- Establish a timeline for completing the new state plan

Strategy - Work backwards from the effective date

### **NDSRDD's Timeline for the 2012-2016 State Plan**

July 22-23, 2010 – Data and public input information will be presented; goals within areas of emphasis will be determined

December 10, 2010 – Draft reviewed; final revisions of goals completed; objectives and strategies will be determined

March 2011 – Final draft reviewed for public comment

March/April 2011 – Public comment received “substantial” comments addressed

June 2011 – Document finalized

August 15, 2011 – Final plan due to ADD

October 1, 2011 – New 5 year plan will take effect



## Getting started, continued

---

- Determine the types of information needed to complete the new plan
- Establish a plan for completing the CR&A
  - If you are limited in staff, how will this be completed?
    - Establish a budget (if needed)
    - Locate consultant/sub contractor (if needed)



## Getting started, continued

---

- Meet, monitor and review
  - Staff
  - Contractor
    - Determine data sources
    - Establish/create format
    - Set due date(s)



## Broad content areas

---

- Prevalence of DD in the State
  - Estimate the number
  - Provide details of how the estimate was created
    - Data sources – U.S. Census Bureau, American Community Survey,
    - National prevalence rate 1.8% (Gollay & Assoc.)
  - Gollay and Associates, Inc. (1981). *Summary Report on the Implications of Modifying the Definition of Developmental Disability*. Washington, DC: Administration on Developmental Disabilities, US Department of Health and Human Services.



## What are environmental factors affecting services?

---

Factors affecting people with developmental disabilities and their families in your State/Territory

- **Economic**
- **Social**
- **Political**
- **Litigative**



## Environmental Factors affecting services

---


- **ECONOMIC**
  - Poverty rates
  - Salary and wage trends
  - SSI/SSDI data
  - Workforce trends
  - State revenue structure
  - Employment/unemployment rates



## Social Factors affecting services

---

- SOCIAL
  - Information on families
  - Racial and ethnic information
  - School data
  - Population trend data
  - State trend issues



## Political & Litigative factors affecting services

---

- POLITICAL
  - Trends in funding for services
  - Changes in Administration
  - New laws or policies
  - State service system rankings
- LITIGATIVE
  - Information (or update) on lawsuits that impact services



## The State Service System

---

- ❑ Summarize results of the Council's review
- ❑ Reference relevant interagency initiatives
- ❑ Highlight specific eligibility barriers to services
- ❑ Prioritize topics – focus on issues that rise to the highest level of need
- ❑ Utilize quotes and statements from people with DD and their families to emphasize the point being made



## Community Services and Opportunities

---

- ❑ This section will provide the summary of the extent to which community services and opportunities related to the areas of emphasis directly benefit people with DD
- ❑ This section will have a lot of data from other state agencies on the service system



## And,

---

- Collaboration with DD Network and other entities
- Waiting list numbers and descriptions
- Description of un-served and underserved groups and barriers faced
- Description of rationale for goal selection



## Questions – Economic factors

---

- Poverty and employment/unemployment rates
  - Look at rates for both people with and without disabilities with a view to answering these types of questions
    - Are people with disabilities more likely to live in poverty than people without?
    - What % of people with disabilities in the state live in poverty?
    - How many people in the state live in poverty?



## Questions – Economic continued

---

- Do significant differences exist in employment and unemployment rates of people with and without disabilities in the state?
- % of people in the state who were employed/unemployed
- State ranking in average hourly earnings?
- What is the State's overall unemployment rate?



## Data Sources

---

- Possible sources for economic data
  - American Community Survey
    - <http://www.census.gov/acs/www/>
  - StateData.Info
    - <http://www.statedata.info/>
  - State economic report



## Questions – Social factors

---

- Data on families, race and ethnicity
  - Look for information that describes your State/Territory
  
- Possible data to look for and Q's to answer include:
  - Data on the make-up of the family in the state, both families with and without a member with a disability
  
  - Changing structure of the family in the State/Territory



## Q's – Social factors continued

---

- Information about the State/Territory ethnic and racial composition.
  - Are there any interesting “growth statistics” for the State/Territory?

Example: In 2006, TN had large growth in the Hispanic community and we are projecting a large growth in the Kurdish community for the new State plan. These types of growth statistics can be in any number of areas, find them and analyze them whenever possible.



## Data Sources

---

- Possible sources
  - Census Bureau Data
    - <http://www.census.gov/>
  - American Community Survey
    - <http://www.census.gov/acs/www/>
  - State specific reports (example: Family Support report)
  - Grantee reports (Disability I&R reports)
  - DD Partner Information (UCEDD and P&A keep data on the experiences of families/ racial and ethnic groups as they access services)



## Service System Topic Example

---

- Topic: Community Based vs. Facility Based Services
  - Stakeholder comments regarding what is not working
    - Not enough funding to support community based services
    - Need a one-stop system
    - There is no funding for DD
    - Money needs to follow the person
    - People need to have real choices



## Data sources

---

- ❑ Data Management Report from service delivery system agency
- ❑ State ID/DD provider – information on services provided (Waivers, Provider manual)
- ❑ CDD grants – quarterly report and ongoing meetings
- ❑ State/Territory newspaper articles



## Data sources continued

---

- ❑ Residential Services for People with DD (UMN)
- ❑ State of the State in DD
- ❑ Steve Gold information bulletins
- ❑ State service system budget presentation to Governor



## Where do we find Data?

---

- ❑ National Data Sets
- ❑ Federal information
- ❑ State data
- ❑ Council members
- ❑ Grantee Information
- ❑ Needs assessments from stakeholders
- ❑ Web sites
- ❑ Local newspapers



## Collaboration with DD Network and other entities

---

### **DD Network Collaboration**

(D) a description of how [the P&A and UCEDD], through interagency agreements or other mechanisms, collaborated with the [DD Council] in the State, each other, and other entities to contribute to the achievement of the purpose of this subtitle;



## Collaboration

---

- DD Network partners are autonomous, have their own management and advisory structures and address different issues facing the disability community. However, through joint review of data and needs assessments, DD Network partners can identify common areas of interest which may lead to productive partnerships.



## North Dakota Developmental Disabilities Network

---

### What We've Done:

- Developed a collaboration plan
- Implemented several three-partner projects including Disability Justice Initiative, the We're Ready Project, HAVA, and Mythbusters
- Joint websites and web information (e.g., bill updates during the ND Legislative Session)
- NDSCDD funded workshops and conferences through NDCPD, start-up funds for a reservation P & A office, and UCEDD completion of P & A's client satisfaction survey

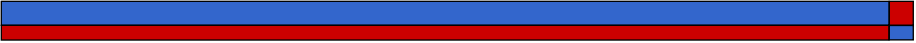


## North Dakota Developmental Disabilities Network

---

### What We are Doing:

- Regular meetings/conference calls between P & A, UCEDD, and NDSCDD executive directors
- Examination of partner strategic plans for gaps, overlap and new areas of collaboration
- Ongoing communication of legislative information to state partners and constituents
- NDDDN brochures
- Hosted monthly summits on emphasis areas



## Updating the CR&A

---

- Annual plan updates are not as time intensive
  - Only update:
    - Significant changes to goals and objectives
    - Significant impacts to the service system, and
    - Waiting list numbers and information



## Determine Presentation

---

- How will the information be brought forward and shared with Council members?
  
- Councils have used a wide variety of strategies to present information to Council members.



## Examples

---

- Define common themes
- Categorize information by needs
- Organize the information by area of emphasis
- Use the current 5 year plan as a base; determine what information is new, what information has changed and what information is still relevant



## Examples

---

- ❑ Cross reference data from State sources and external sources
- ❑ Compare data information with public input from individuals with developmental disabilities, their families and other stakeholders and prioritize greatest need(s)



## Your turn

---

- ❑ Share what works best with your Council



**THANK YOU!**

---

All materials from this session will be posted to  
[www.itacchelp.org](http://www.itacchelp.org) no later than July 6, 2010